

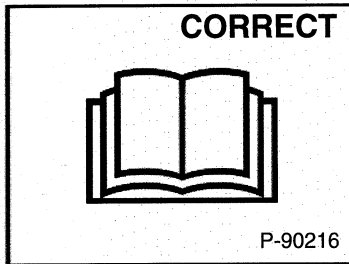
# OPERATOR SAFETY WARNING

## ! WARNING

Operator must have instructions before operating the machine. Untrained operators can cause injury or death.

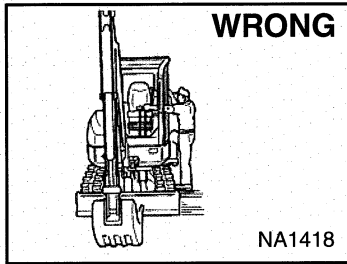
W-2001-0502

**! Safety Alert Symbol:** This symbol with a warning statement, means: "Warning, be alert! Your safety is involved!" Carefully read the message that follows.



**! Never operate without instructions.**

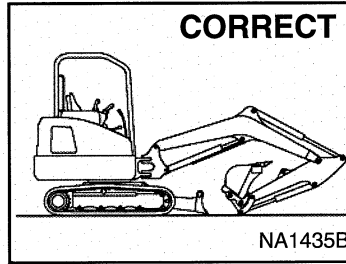
**! Read machine signs, and Operation & Maintenance Manual, and Operator's Handbook.**



**! Do not grasp control handles when entering cab / canopy.**

**! Be sure controls are in neutral before starting.**

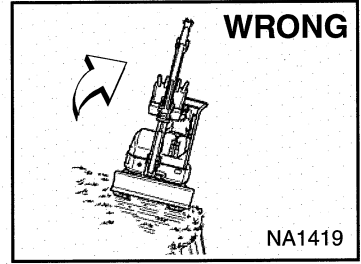
**! Sound horn and check behind machine before starting.**




**! Never operate without approved cab / canopy.**

**! Never modify equipment.**

**! Never use attachments not approved by Bobcat Company.**




**! Avoid steep areas or banks that could break away.**



**! Use caution to avoid tipping - do not swing heavy load over side of track.**

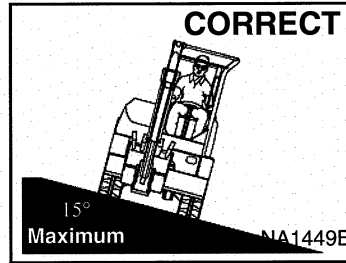
**! Operate on flat, level ground.**



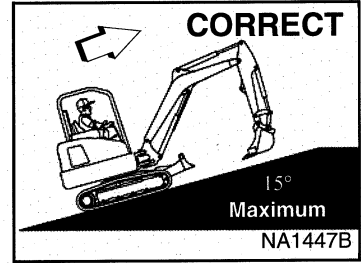
**! Keep bystanders out of maximum reach area.**

**! Do not travel or turn with bucket extended.**

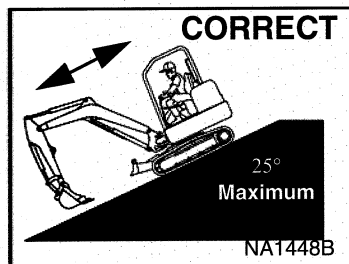
**! Never carry riders.**



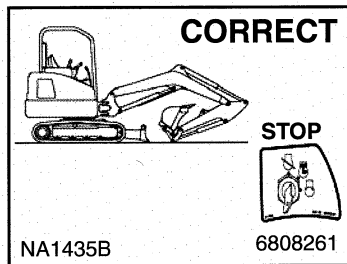
**! Never exceed a 15° slope to the side.**



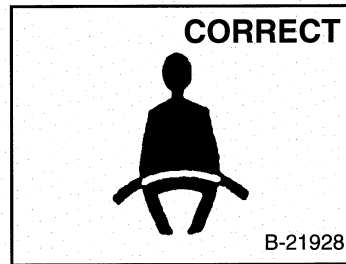
**! Never travel up a slope that exceeds 15°.**



**! Never exceed 25° when going down or backing up a slope.**

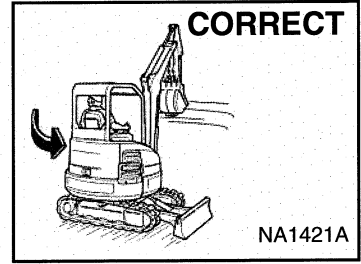


**! To leave excavator, lower the work equipment and the blade to the ground. Stop the engine.**



**! Fasten seat belt securely.**

**! Operate controls only from operator's seat.**



**! Look in the direction of rotation and make sure no bystanders are in the work area.**

## SAFETY EQUIPMENT

The excavator must be equipped with safety items necessary for each job. Ask your dealer about attachments and accessories.

1. SEAT BELT: Check belt fasteners and check for damaged webbing or buckle.
2. OPERATOR CAB / CANOPY (ROPS and TOPS): Check condition and mounting hardware.
3. OPERATOR'S HANDBOOK: Must be in the cab / canopy.
4. LEFT HAND CONSOLE: When raised must deactivate the travel and hydraulic functions.
5. SAFETY SIGNS (DECALS): Replace if damaged.
6. GRAB HANDLES: Replace if damaged.
7. INTEGRATED SLEW LOCK BRAKE.
8. SAFETY TREAD.: Replace if damaged.