

OPERATOR SAFETY WARNINGS



WARNING


Operator must have instructions before operating the machine. Untrained operators can cause injury or death.

W-2001-0502



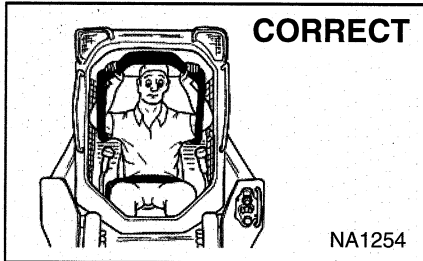
Safety Alert Symbol: This symbol with a warning statement, means: "Warning, be alert! Your safety is involved!" Carefully read the message that follows.

CORRECT



P-90216


⚠ Never use the loader without instructions. See machine signs (decals), Operation & Maintenance Manual, and Operator's Handbook.



CORRECT

NA1254


⚠ Always use the seat bar and fasten seat belt snugly.
⚠ Always keep feet on the foot pedals or footrests when operating loader.



CORRECT

NA1184


⚠ Never use loader without operator cab with ROPS and FOPS approval. Fasten your seat belt.



WRONG

NA1187


⚠ Never use loader as man lift or elevating device for personnel.



WRONG

NA1188

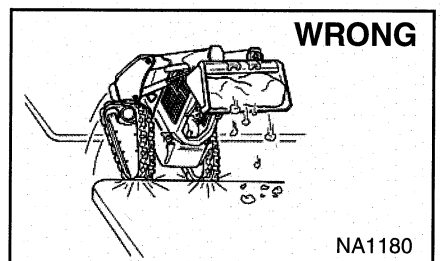
⚠ Do not use loader in atmosphere with explosive dust, explosive gas, or where exhaust can contact flammable material.



WRONG

NA1185


⚠ Never carry riders.
⚠ Keep bystanders away from work area.



WRONG

NA1180


⚠ Always carry bucket or attachments as low as possible.
⚠ Do not travel or turn with lift arms up.
⚠ Load, unload, and turn on flat level ground.



WRONG

NA1182


⚠ Never exceed Rated Operating Capacity.



WRONG

NA1183

⚠ Never leave loader with engine running or with lift arms up.
⚠ To park, engage parking brake and put attachment flat on the ground.



WRONG

NA1181

⚠ Never modify equipment.
⚠ Use only attachments approved by Bobcat Company for this model loader.

SAFETY EQUIPMENT

The Bobcat Loader must be equipped with safety items necessary for each job. Ask your dealer for information on the safe use of attachments and accessories.

1. SEAT BELT: Check belt fasteners and check for damaged webbing or buckle.
2. SEAT BAR: When up, it must lock the loader controls.
3. OPERATOR CAB (ROPS and FOPS): It must be on the loader with all fasteners tight.
4. OPERATOR'S HANDBOOK: Must be in the cab.
5. SAFETY SIGNS (DECALS): Replace if damaged.
6. SAFETY TREADS: Replace if damaged.
7. GRAB HANDLES: Replace if damaged.
8. LIFT ARM SUPPORT DEVICE: Replace if damaged.
9. PARKING BRAKE
10. BOBCAT INTERLOCK CONTROL SYSTEM (BICS)